

Dice Bingo Game


Try your luck at this unique twist on the classic game of bingo. With every roll of the dice, you get one step closer to winning in this Dice Bingo Game.

Object of the game: Be the first player to get five in a row—vertically, horizontally, or diagonally.

Number of players: 2 or more players

Props & Preparations:

- Print a [Game Board](#) for each player. (Everyone's card will be the same.)
- 2 Dice (**Optional:** Use an [automated dice roller](#) to make this a careful connection activity.)
- Pennies, buttons, or small poker chips for markers




Directions:

1. Players take turns throwing two dice.
2. The player covers a die face on their card that corresponds to one of the dice they have rolled.
3. Players can cover only one square at a time.
4. If a player rolls only numbers that have been covered previously, the player loses the turn.
5. Play continues until someone covers five squares in a row, either vertically, horizontally, or diagonally.
6. Players yell “Bingo!” or “Dice Bingo!” to win.


Variations:

- **For faster play:** Play with two dice and allow players to cover up to two squares per turn.
- Two players play on the same card with different colored chips. Players can “bump” their opponent's chips when they roll a number in a square that is already occupied.
- **For larger groups:** One person is the caller and rolls the dice. All the players can cover the number on their card. Since there are several of each number on the card, players must decide which one to cover, and not all players will select the same square.

Dice Bingo Game Board



Dice Bingo Game Board



Dice Bingo Game Board

